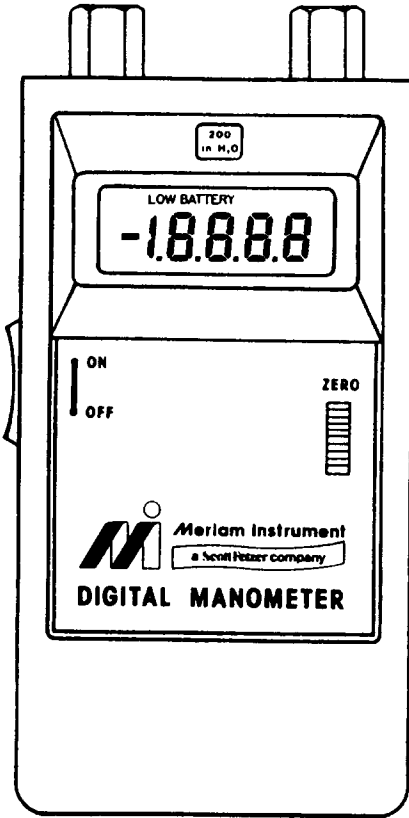
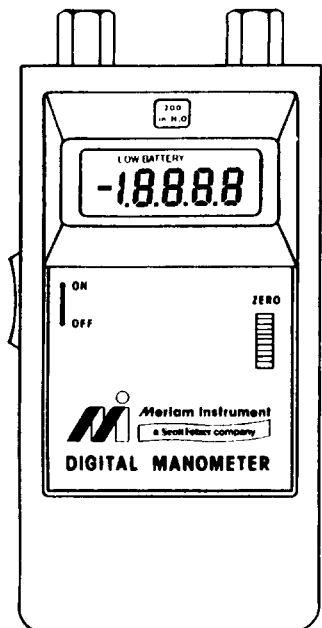


# DIGITAL MANOMETER

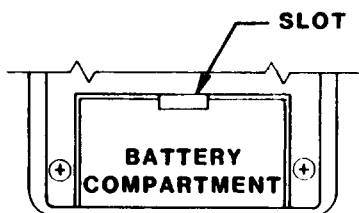


## INSTRUCTION MANUAL

# OPERATING INSTRUCTIONS



**VACUUM APPLICATION  
USE LOW PORT**



## **INSTRUMENT OPERATION:**

Turn unit on and set zero. When the zero is stable for 10 seconds or more, the unit is ready for use. Models may display values beyond specified range. These values or any negative readings cannot be considered accurate.

## **CAUTION:**

Use clean, dry, non-corrosive gas. Do not exceed maximum pressure. Do not rotate bulkhead fittings this will cause failure of instrument.

## **BATTERY REPLACEMENT:**

A LOW BATTERY warning will be displayed when the battery should be replaced. Remove the battery compartment cover on back of unit by inserting a small screwdriver in the slot, then open the compartment cover with a prying motion. Insert a 9 Volt alkaline battery. Then reinstall compartment cover.

# DIGITAL MANOMETER RECALIBRATION

1. Turn unit on and after five minutes center the fine zero pot.

2. Zeroing:

Differential pressure units:

Remove all pressure from the inputs. Adjust coarse zero pot until display reads near zero. Now use the fine zero pot to adjust the display to 0000.

Absolute units:

Apply a vacuum of 200 microns or less. Adjust coarse zero pot until display reads near zero. Now use the fine zero pot to adjust the display to 0000.

3. Setting the calibration point:

Apply pressure equal to the calibration point listed below on the calibration table for the appropriate model. Use the coarse and fine gain pots to set the display to the calibration point listed in the table. Repeat steps 2 and 3 until no adjustments are needed.

## CALIBRATION TABLE

MODEL	RANGE	CALIBRATION POINT
D0020IW	0-20 in H <sub>2</sub> O	18 in H <sub>2</sub> O
D0200IW	0-200 in H <sub>2</sub> O	190 in H <sub>2</sub> O
D1000IW	0-1000 in H <sub>2</sub> O	800 in H <sub>2</sub> O
D0010P	0-10 psi	9 psi
D0030P	0-30 psi	25 psi
D0100P	0-100 psi	80 psi
D0007B	0-7 bar	5.5 bar
D0050MB	0-50 mbar	45 mbar
D0500MB	0-500 mbar	470 mbar
D2000MB	0-2000 mbar	1750 mbar
A0030P	0-30 psia	25 psia
A1500MH	0-1500 mmHga	1300 mmHga
A0060IH	0-60 in Hga	50 in Hga

# SPECIFICATIONS

**ACCURACY:** +/- 0.25% of reading  $\pm 5$  digits @ 22° C  $\pm 2^\circ$  C  
(includes the combined effects of linearity, repeatability, and hysteresis)

**TEMPERATURE EFFECTIVE FROM 22° C**

Differential models:  $\pm 0.01\%$  full scale per ° C

Absolute models:  $\pm .03\%$  full scale per ° C

**OPERATING TEMPERATURE: 0° to 40° C**

**STORAGE TEMPERATURE:**

-40° to 60° C

**PRESSURE LIMIT:**

Not to exceed 3 times range or 125 psi whichever is less.

**MEDIA:**

Use clean, dry, non-corrosive gas only.

**PRESSURE CONNECTIONS:**

1/8 FNPT (adapters available).

**DISPLAY:**

4 1/2 digit LCD with 0.4 " high digits, LOW BATTERY indication.

**BATTERY:**

9 Volt alkaline, field replaceable.

Over 100 hours continuous use at 20° C.

**WEIGHT:**

8 ounces.

MODEL	RANGE	RESOLUTION
D0020IW	0-20 in H <sub>2</sub> O	0.01
D0200IW	0-200 in H <sub>2</sub> O	0.01
D1000IW	0-1000 in H <sub>2</sub> O	0.1
D0010P	0-10 psi	0.001
D0030P	0-30 psi	0.01
D0100P	0-100 psi	0.01
D0050MB	0-50 mbar	0.1
D0500MB	0-500 mbar	0.1
D2000MB	0-2000 mbar	0.1
D0007B	0-7 bar	0.001
A0030P	0-30 psia	0.01
A1500MH	0-1500 mmHga	0.1
A0060IH	0-60 in Hga	0.01

H<sub>2</sub>O and Hg are referenced to 20° C and 0° C respectively.